

Six Thinking Hats

Hat cards to design your meeting

How to use this template?


1. Print on A4 paper
2. Cut each hat card on 2 sides following the two grey lines
3. Adjust and glue each hat card on a big sticky note 15,2 x 10,1 cm
4. Cut the other 2 sides of the card along the size of the sticky note

Ready to think


1. Put cards on flipchart or wall during meeting
2. Discuss which path to follow as a team

Six Thinking Hats was created by Edward De Bono www.edwdebono.com


This set was created by www.JensOttoLange.de for [Agile Game Lab](#)




feelings



facts



problems



benefits

